



District Report Card: 2017


| | |
|------------------------|-----------------------------|
| State: Nagaland | District: Wokha |
| Class: 3 | Subject: Mathematics |
| Schools: 25 | Students: 161 |


Participation/Coverage


Students

| | | | | | | | | |
|--|--------|--|-------|--|--------|--|-------|--|
| <div>GENDER</div> <div></div> | Boys | | | | Girls | | | |
| | Number | | % | | Number | | % | |
| | 72 | | 44.72 | | 89 | | 55.28 | |

| | | | | | | | | |
|---|--------|--|-------|--|--------|--|-------|--|
| <div>AREA</div> <div></div> | Rural | | | | Urban | | | |
| | Number | | % | | Number | | % | |
| | 124 | | 77.02 | | 37 | | 22.98 | |

| | | | | | | | | |
|--|--------|------|--------|-------|--------|------|--------|------|
| <div>CATEGORY</div> <div></div> | SC | | ST | | OBC | | GEN | |
| | Number | % | Number | % | Number | % | Number | % |
| | 0 | 0.00 | 146 | 90.68 | 15 | 9.32 | 0 | 0.00 |

| | | | | | | |
|--|----|----|----|------|----|-----|
| <div>CWSN</div> <div></div> | LD | VI | HI | S&LD | ID | Oth |
| | 0 | 0 | 0 | 2 | 0 | 1 |

| | | | | | | |
|--|------------|--|--------|------------------|--|------|
| <div>Management</div> <div></div> | Government | | | Government-aided | | |
| | Number | | % | Number | | % |
| | 161 | | 100.00 | 0 | | 0.00 |

Average Performance of Students in Mathematics (%)

| Overall | Gender | | Area | | Management | | Social Group | | | |
|---------|--------|--------|-------|-------|------------|-------|--------------|-------|-------|------|
| | Male | Female | Rural | Urban | Govt. | Aided | SC | ST | OBC | GEN |
| 77.23 | 76.02 | 78.20 | 75.91 | 81.62 | 77.23 | 0.00 | 0.00 | 77.26 | 76.89 | 0.00 |

Performance on Learning Outcomes (LOs)

| Learning Outcomes | Description | Average Performance(%) |
|-------------------|---|------------------------|
| M301 | Reads and writes numbers up to 999 using place value | 73.21 |
| M302 | Compares numbers up to 999 based on their place values | 92.55 |
| M303 | Solves simple daily life problems using addition and subtraction of three digit numbers with and without regrouping | 79.31 |
| M304 | Constructs and uses the multiplication facts (up till 10) in daily life situations | 74.53 |
| M305 | Analyses and applies an appropriate number operation in the situation/ context | 78.26 |
| M306 | Explains the meaning of division facts by equal grouping/sharing and finds it by repeated subtraction | 64.60 |
| M309 | Identifies and makes 2D-shapes by paper folding, paper cutting on the dot grid, using straight lines etc. | 90.76 |
| M311 | Fills a given region leaving no gaps using a tile of a given shape | 53.57 |
| M312 | Estimates and measures length and distance using standard units like centimeters or meters & identifies relationships | 33.77 |
| M317 | Reads the time correctly to the hour using a clock/watch | 88.20 |
| M318 | Extends patterns in simple shapes and numbers | 73.65 |
| M319 | Records data using tally marks, represents pictorially and draws conclusions | 86.96 |

| Range of Performance of Students who Answered Correctly | | | | | | | |
|---|------|-----------|-------|-----------|-------|-----------|-------|
| Below 30% | | 30% - 50% | | 50% - 75% | | Above 75% | |
| Number | % | Number | % | Number | % | Number | % |
| 4 | 2.48 | 20 | 12.42 | 35 | 21.74 | 102 | 63.35 |

Lowest Performing Learning Outcomes (LOs)

- 1 - Estimates and measures length and distance using standard units like centimeters or meters & identifies relationships (33.77)
- 2 - Fills a given region leaving no gaps using a tile of a given shape (53.57)
- 3 - Explains the meaning of division facts by equal grouping/sharing and finds it by repeated subtraction (64.60)
- 4 - Reads and writes numbers up to 999 using place value (73.21)
- 5 - Extends patterns in simple shapes and numbers (73.65)